



FRIDAY, MAY 5, 2017

Can Capitalists Afford a Trumped Recovery?



Earlier this week, I hooked up for a lunch with George Archer and Jonathan Nitzan, two friends of mine who also had previous stints working at BCA Research. I enjoyed our lunch and conversation. After we met, Jonathan sent me a paper he published along with Shimshon Bichler, *Can Capitalists Afford a Trumped Recovery?*:

The presidential election of Donald Trump has rekindled hopes for a U.S. recovery. The new president promises to ‘make America great again’, partly by creating many millions of new jobs for U.S. workers, and judging by the rising stock market, capitalists seem to love his narrative. **But if Trump actually delivers on his promise, their attitude is likely to change radically.** In our 2016 paper, ‘A CasP Model of the Stock Market’, we developed the concept of a ‘CasP policy cycle’, the idea that government policy, insofar as it caters to the imperative of capitalized power, favours low employment growth in order to enable low rates of interest and sustain the

ABOUT THIS BLOG/ CONTACT INFORMATION

This blog was created to share my unique insights on pensions and investments. The success of the blog is due to the high volume of readers and excellent insights shared by senior pension fund managers and other experts. Institutional and retail investors are kindly requested to support my efforts by donating or subscribing via PayPal below. To get latest updates, even during the day, click on the image of the big piggy bank at the top of the blog. For all inquiries, please contact me at LKolivakis@gmail.com.

ABOUT ME

capitalist share of income. **If Trump proceeds with and succeeds in reversing this CasP policy cycle, his authoritarianism may end up undermining rather than boosting capitalized power. In this sense, his regime could well mark the beginning of the next major bear market.**

Let me begin by stating this, Jonathan and Shimshon aren't some Marxist utopian quacks. They fully understand neoclassical economics and its limitations in explaining power structures and what really drives the financial and economic world order. They published a book, [Capital as Power](#), that offers a radical alternative to the conventional theories of capitalism.

Also, before becoming a [professor of political economy](#) at York University, Jonathan worked a few years at [BCA Research](#) covering emerging markets with George Archer and Chen Zhao. He knows all about markets and the traditional way of analyzing economies and financial markets.

But his and Shimshon's analysis of the economy is far deeper than anything you're going to read at BCA or any other investment and economic research outfit. And unlike many academics, Shimshon and Jonathan use economic and financial data to create great charts that support their points and to draw inferences on how power structures impact the stock market.

"Leo, that's great, but I'm just looking to beat my benchmark so I can make a lot of money at the end of the year. I can't be bothered reading this intellectual mumbo jumbo, it's beyond my capacity to grasp. I need **actionable ideas** which will help me secure a big bonus at the end of the year."

Well then, go read nice papers from Morgan Stanley, Goldman Sachs and others, but if you really want to be challenged to think about the world and what really is behind stock market moves, you should invest some time to read these papers, they will open your eyes to another level of thinking about the way capitalism really works and how this impacts employment, rates, inflation and the stock market (at the very least, you will understand why winter is coming on stocks!).

Are these papers similar to Bridgewater's "epic" study, [Populism: The Phenomenon](#), put out earlier this year? No, they are much deeper and offer a lot more insights than anything Bridgewater has put out on what exactly is going on right now.

To be blunt, these are the papers that Ray Dalio and company should



I am an independent senior economist and pension and investment analyst with years of experience working on the buy and sell-side. I have researched and invested in traditional and alternative asset classes at two of the largest public pension funds in Canada, the Caisse de dépôt et placement du Québec (Caisse) and the Public Sector Pension Investment Board (PSP Investments). I've also consulted the Treasury Board Secretariat of Canada on the governance of the Federal Public Service Pension Plan (2007) and been invited to speak at the Standing Committee on Finance (2009) and the Senate Standing Committee on Banking, Commerce and Trade (2010) to discuss Canada's pension system. You can follow my blog posts on your Bloomberg terminal and track me on Twitter (@PensionPulse) where I post many links to pension and investment articles as well as my market thoughts and other articles of interest.

THANK YOU!


be reading to understand how the "economic machine" really works in the world we live in and it's definitely the type of stuff that George Soros can appreciate, especially in his old age.

Alright, now that I've given you my biased introduction, let's go over Shimshon Bichler and Jonathan Nitzan's short paper, [Can Capitalists Afford a Trumped Recovery?](#) (added emphasis is mine):

The presidential election of Donald Trump has rekindled hopes for a U.S. recovery. The new president promises to 'make America great again', partly by creating many millions of new jobs for U.S. workers, and judging by the rising stock market, capitalists seem to love his narrative. But if Trump actually delivers on his promise, their attitude is likely to change radically.

1. What if Unemployment Falls and Employment Growth Accelerates?

First, the capitalist share of domestic income will probably drop precipitously. Figure 1 – an up-to-date version of a chart first published in Nitzan and Bichler (2014a, 2014b) [link] [link] – shows why. The top part of the chart plots the sum of pretax profit and net interest as a share of domestic income on the left scale, along with the unemployment rate three years earlier on the right. The bottom part of the chart shows the annual rates of change of these two series (with all data smoothed as five-year trailing averages; click on image).



The historical facts here are rather unambiguous: since the 1940s, lower rates of unemployment have been followed, three years later, by a lower capitalist income share. And if this relationship continues to hold, the implications for capitalists are doubly negative. Since unemployment has already been trending downward for the past few years, the



I'd like to thank all of you who support this blog, I truly appreciate it. Institutional investors can subscribe using one of the three options below (contact me for details). Anyone else can contribute any amount at any time through the "donate" button (a tip). Please take the time to show your financial support for the work that goes into this blog. Thank you!

INSTITUTIONAL SUBSCRIPTION (CAD)

Option 1 : \$500.00 CAD - yearly

Subscribe



PERIODIC TIP (CAD)

Donate



TWITTER

Follow @PensionPulse

SUBSCRIBE TO BLOG

Posts

Comments

capitalist income share is likely to lose further ground in the three years ahead quite independently of Trump's policies. And if these policies end up delivering even lower rates of unemployment, the capitalist income share is likely to shrink further.

Second, a significant rise in employment will probably kill the stock market. Figure 2 – taken from our paper ‘A CasP Model of the Stock Market’ (Bichler and Nitzan 2016: 146) [link] – compares two series. On the left, it plots the ratio of stock prices to the wage rate, an index for the power of capitalists relative to workers. On the right, it displays the rate of growth of employment five years earlier, an inverted proxy for the strategic sabotage inflicted on workers (the two series are smoothed as ten-year trailing averages; click on image).



And here too the historical regularity seems clear: since the 1940s, rising employment growth has been followed, five years later, by a falling stock market (since the wage rate is usually a monotonically rising series, most of the movement here comes from changes in stock prices). With this pattern in mind, investor enthusiasm for employment growth policies seems somewhat misplaced: if the Trump administration succeeds in reversing the 30-year downtrend in employment growth, the likely result will be not a secular bull run, but a major bear market.

2. The Current Crossroad

To put these constraints in a longer historical context, consider the following excerpts from our article ‘A CasP Model of the Stock Market’ [link]:

Over the past thirty years, U.S.-based capitalists (and others investing in U.S. equities) have managed to increase their capitalized power relative to the underlying population from record lows to record highs [Figure 2

FOLLOW BY EMAIL

Email address...

Submit

SEARCH THIS BLOG

Search

Search

TRANSLATE

Select Language ▼

SCROLLING THIS BLOG

As you scroll down the right-hand side, you will first see links to pension news, a guide to the basics, my blog archive, popular posts and comprehensive links to Canadian and global funds, government organizations, institutional organizations, advisors and vendors, broker dealers & investment banks, documents to pension plan governance, assets and liabilities, links to conferences, geopolitical news, market and industry research and my blog roll. **All links are listed in alphabetical order.**

I've also included links to worthy charities and resources to fight Multiple Sclerosis.

Readers can subscribe to my posts entering their email at the top of the right hand side. They can also search my blog using any key word in the custom search at the top of the page.

Finally, take the time to read my disclaimer at the bottom and always remember there is no free lunch on Wall Street. Always be skeptical of everything you read, including comments from yours

truly!

above]. **In our view, this increase has been driven by two related processes: (1) a redistribution of income from non-capitalists to capitalists, along with a growing conviction that the resulting inequality could be maintained and even augmented in the future; and (2) mounting strategic sabotage in the form of lower employment growth.** [. . . The] first process meant a higher hype coefficient [i.e., overly optimistic long-term profit expectations] The second process has had a double impact: on the one hand, it assisted the first process by restricting wages and boosting profits, while, on the other, it enabled looser monetary policy and lower interest rates, thus helping to reduce the normal rate of return [and raising the discounted value of expected future profit].

These two processes were in turn underwritten by a major reordering of the underlying mode of power. Following the MBM [major bear market] of 1968-1981, capital has been progressively transnationalized, leading to the gradual disempowerment of the underlying domestic populations, the lowering of corporate and personal tax rates for high-net-worth individuals, the hijacking of macroeconomic policy for capitalized ends and the cajoling-forcing of pension funds and public assets into the stock market, among others consequences. **But no spring can be pulled indefinitely. Conflict-driven redistribution and lower interest rates have pushed capitalized power toward its historical asymptote, and this approach means that the United States – and maybe the world as a whole – is now facing a historical crossroad.** (Bichler and Nitzan 2016: 150-151)

Given this assessment, we outlined two possible trajectories for the U.S. looking forward:

The less likely of the two is some version of Jack London's *The Iron Heel* (1907), in which the U.S. ruling class breaks through its historical asymptote by imposing a mode of power much harsher than the one prevailing over the past two centuries. **To sustain this new mode of power, the rulers would have to further redistribute income in their favour, domestically and/or globally, leading to historically unprecedented levels of inequality. Moreover and crucially, they would have to cast this greater inequality as the 'new normal' as well as persuade investors that this greater inequality is here to stay (so as to prevent hype from collapsing).** And while doing all of that, they would also need to keep interest rates and profit volatility low in order to prevent the discount rate from rising significantly – a tall order in a world marked by greater sabotage, intensified violence and therefore greater instability. **The other, and in our view more likely, possibility is that history will repeat itself, and that, sooner or later, the United States will**

experience another MBM [major bear market].

(Bichler and Nitzan 2016: 151)

3. A Trumped Recovery?

How do Trump's hyped rhetoric and proposed policies fit into this framework? On the face of it, his authoritarianism, apparent disdain to the rule of law and promiscuous endorsement of violence make him a possible harbinger of the much harsher regime needed to secure and possibly extend current levels of capitalized power. **This harsher regime, though, would have to cater to capitalist interests, and so far, Trump's proposed policies point in the opposite direction.**

Modern capitalism is guided by differential capitalization – particularly differential stock prices – and differential stock prices are driven not by rapid economic growth, but by the ability of owners to increase their capitalized power relative to the underlying population. **As noted, since the 1980s, the differential capitalized power of stock owners increased due to a combination of a rising capitalist income share and falling interest rates, and taken at face value, Trump's policies threaten both.**

As we have shown in Figure 1, Trump's focus on job growth stands to undermine the capitalist share of income. But job growth is likely to hurt capitalists in another important way – namely, by causing interest rates to soar and in so doing further undermining equity prices.

The history of this latter process is illustrated in Figure 3 (updated from Bichler and Nitzan 2016). The chart shows two series: the annual rate of growth of employment (lagged five years) plotted against the left scale and the yield on ten-year government bonds on the right. We can see that, until the middle of the twentieth century, there was little or no connection between the two series (Pearson coefficient of -0.12). But from the early 1960s onward, with the entrenchment of countercyclical Keynesianism, employment growth has become a nearly perfect five-year leading predictor for interest rates (with a Pearson correlation of $+0.89$). **During the 1960s and 1970s, the welfare-warfare state lessened the strategic sabotage on the underlying population and accelerated employment growth, but this process triggered higher interest rates that grounded the stock market. The 1980s rise of neoliberalism, though, flipped the cycle. Employment growth decelerated, interest rates dropped, and the capitalized power of owners, fuelled by growing strategic sabotage and rising liquidity, soared** (click on image).

PENSION NEWS

aiCIO

Alliance for Retirement Income Adequacy (ARIA)

Asian Investor

Benefits and Pensions Monitor

Benefits Canada

BenefitsLink News

Benefitspiro

Canadian Investment Review

Canadian Public Pension Leadership Council

European Pensions

Focus Point Press: Public Funds

Google: News on Hedge Funds

Google: News on Infrastructure

Google: News on Pensions

Google: News on Private Equity

Google: News on Real Estate

HFMWeek

Institutional Investor

Investments & Pensions Asia

Investments & Pensions Europe

Investor DNA

Mercer Global Pension Index

Money Management Intelligence

Nordic Pension & Investment News

Pension Tsunami

Pension360

Pensions & Investments

People For Pensions

Professional Pensions

Regulation Asia

Reuters news: Pensions

Reuters: Hedge Funds

Sovereign Wealth Fund Institute

Top 1000 Funds

Twitter: Latest Tweets on Pensions

BLOG ARCHIVE



In our ‘CasP Model of the Stock Market’ (2016) [link], we developed the concept of a ‘CasP policy cycle’, the idea that government policy, insofar as it caters to the imperative of capitalized power, favours low employment growth in order to enable low rates of interest and sustain the capitalist share of income. **If Trump proceeds with and succeeds in reversing this CasP policy cycle, his authoritarianism may end up undermining rather than boosting capitalized power. In this sense, his regime could well mark the beginning of the next major bear market.**

References

- Bichler, Shimshon, and Jonathan Nitzan. 2016. *A CasP Model of the Stock Market*. *Real-World Economic Review* (77, December): 119-154.
- London, Jack. 1907. [1957]. *The Iron Heel*. New York: Hill and Wang.
- Nitzan, Jonathan, and Shimshon Bichler. 2014a. *Can Capitalists Afford Recovery? Three Views on Economic Policy in Times of Crisis*. *Review of Capital as Power* 1 (1): 110-155.
- Nitzan, Jonathan, and Shimshon Bichler. 2014b. *Profit from Crisis: Why Capitalists Do Not Want Recovery, and What That Means for America*. *Frontline*, May 2, pp. 129-131.

Now, I’m not concerned about President Trump undermining rather than boosting capitalized power. Importantly, if you look at his closest economic advisors, they are all part of the financial elite like his friend [Stephen Schwarzman](#), CEO and co-founder of private equity powerhouse [Blackstone](#), so you can rest assured his administration will keep on trying to boost capitalized power.

On Friday, US payroll gains rebounded in April by more than forecast and the jobless rate unexpectedly fell to 4.4 percent, signaling that the

- ▼ 2017 (75)
- ▼ May (5)
 - Can Capitalists Afford a Trumped Recovery?
 - The World According to Ken Griffin?
 - A Caisse of Outrageous Compensation?
 - CPIIB Retreats From Farmland?
 - HOOPP's Home Capital Fiasco?
- ▶ April (19)
- ▶ March (18)
- ▶ February (20)
- ▶ January (13)
- ▶ 2016 (229)
- ▶ 2015 (239)
- ▶ 2014 (215)
- ▶ 2013 (237)
- ▶ 2012 (428)
- ▶ 2011 (339)
- ▶ 2010 (307)
- ▶ 2009 (294)
- ▶ 2008 (167)

POPULAR POSTS



Canada's Subprime Mortgage Crisis?

Janet McFarland and Niall McGee of the *Globe and Mail* report, Home Capital secures \$2-billion lifeline as shares collapse : Shares of ...



Canada's Real Estate Mania?

Ian Vandaele of *BNN* reports, ‘Full-blown housing bubble’:

labor market remains healthy and should support continued increases in consumer spending. According to Shimshon and Jonathan, employment gains will cause interest rates to soar and

I wouldn't read too much into this latest employment report. Employment is a coincident economic indicator, not a leading indicator, but this will provide the Fed an excuse to raise rates at least one more time. The Fed wants to raise rates to have ammunition when the next crisis strikes.

And there will be another crisis, that much I can guarantee you. The next economic shoe is dropping in the US at a time when the rest of the world is very fragile. Will Kyle Bass be right about China's looming credit crisis? He was spectacularly wrong on Japan but he might be right about China.

And remember a crisis in China will reinforce global deflationary headwinds, which is music to capitalists' ears as long as it doesn't develop into a full-blown debt deflation crisis and Great Depression type high unemployment.

In fact, Jonathan and I discussed this doomsday scenario and he said the system cannot support high unemployment like we had during the Great Depression. "This would threaten capitalists' hold on power and we would have a major crisis before reaching that point."

I told him that I see a bleak future where inequality gets much worse (due to rising unemployment and pension poverty, technological advances, etc.), debt deflation, one crisis after another (China, Europe, etc.) and something is going to give eventually or else the system will implode.

Then he showed me Figures 9 and 13 from his paper [A CasP Model of the Stock Market](#) (click on images)

Economist alarmed by view of never-ending price gains : More than half of th...



The Best And Worst Hedge Funds of 2015?

Kate Kelly of CNBC reports, Plotkin, Edelman among big hedge fund winners in 2015 : For the average hedge fund, 2015 was nothing to ...



CPPIB Preparing For Landing?

Benefits Canada reports, CPPIB to sell Irish aircraft leasing company : The Canada Pension Plan Investment Board and its co-investors h...



America's Growing Retirement Angst?

Last week, John Mauldin published an important comment, Angst in America, Part 3: Retiring Broke : Today we continue looking at angst i...



Are State Pensions Failing to Deliver?

Rupert Hargreaves of ValueWalk reports, State Pension Funds Take On More Risk, Higher Fees For Worse Returns : State and locally run re...



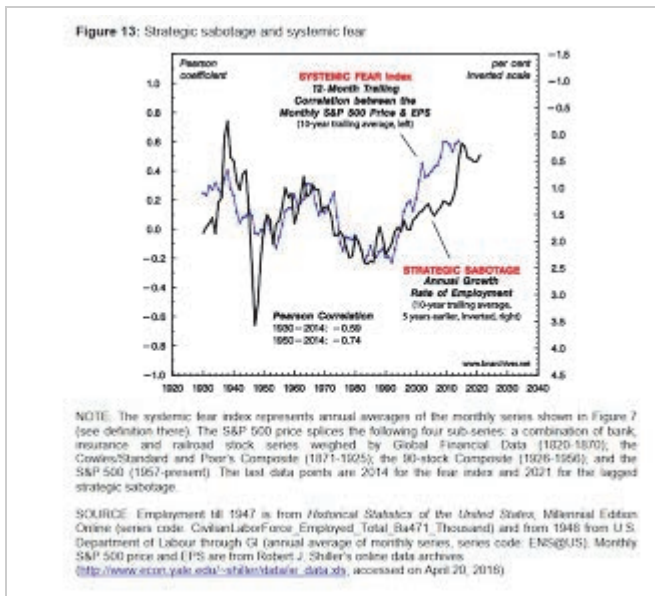
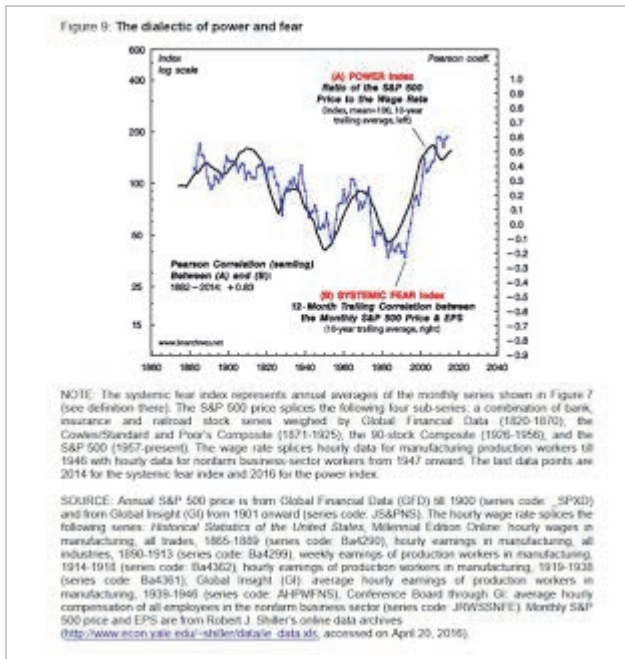
Be Very Afraid of These Markets?

Katherine Burton and Katia Porzecanski of Bloomberg report, Paul Tudor Jones Says U.S. Stocks Should 'Terrify' Janet Yellen : Billiona...



A Chilean Love Affair?

Benefits Canada reports, OMERS enters into



infrastructure investment in Chile :
Borealis Infrastructure, the
infrastructure investment ...



Investors Rushing Into
Alternatives?

A couple of weeks ago,
Leslie Picker of CNBC
reported, Private equity is breaking
records left and right as funds rake in
money : Priva...



New York City's Private
Equity Woes?

Martin Braun of Bloomberg
reports, NYC Pensions'
Push Into Private Equity Yields
Index-Fund Returns : New York City's
biggest p...

THE BASICS

A Glossary of Pension Terminology
Cambridge: Primer on Pensions
Campbell Harvey's Glossary
Dow Jones: Index Benchmarking
ICSOM: A Pension Primer
Mark Meldrum's CFA and CSC
videos

Massachusetts PRIM: Basics of
Securities Lending & Commission
Recapture

PBGC: A Primer

PBGC: A Yield Curve Primer

Pension-Transfers: Glossary

The Subprime Primer

UK Pension Calculator

Vanguard: Risk Management

GLOBAL PENSION FUNDS

ABP (Netherlands)

Abu Dhabi Investment Authority

Basically, when systemic fear is high, like now, capitalists look at current, not future profits. The first chart does not bode well for stocks going forward and the second one doesn't bode well for employment growth, so expect some type of 'strategic sabotage' to maintain capitalists' hold on power.

Take the time to carefully read *A CasP Model of the Stock Market*, it is excellent and has a lot of information for everyone, including institutional investors.

Finally, Jonathan and I discussed the pension crisis and he thinks pensions can be part of the solution to limit inequality, democratize housing and curtail the disastrous effects of stock market crises. You can read his and Shimshon's thoughts [here](#).

I hope you enjoyed reading this weekend comment. Please remember to kindly donate or subscribe to this blog on the top right-hand side under my picture. All donations, big or small, are welcomed and I thank all of you who contribute to this blog.

Below, Jonathan Nitzan's [presentation on A CasP Model of the Stock Market](#). Take the time to listen to this presentation, it's not straightforward but I think Jonathan does a great job explaining his and Shimshon's theory on capitalized power, how it's intertwined with systemic fear and strategic sabotage. You can track Jonathan and Shimshon's latest work [here](#).

Also, Kyle Bass, Hayman Capital Management's chief investment officer and managing partner, [discusses China's economy and the global risks](#) to financial markets with Bloomberg's Erik Schatzker at the Milken Institute Global Conference.

PLENARY: A CasP Model of the Stock Market - ...



(ADIA)
AIMCo (Alberta)
Alaska Permanent Fund
AP1 (Sweden)
AP7 (Sweden)
APG (Netherlands)
ATP (Denmark)
British Columbia IMC
CAAT Pension Plan
Caisse de dépôt et placement du Québec (Caisse)
California Public Employees' Retirement Systems (CalPERS)
California State Teachers' Retirement System (CalSTRS)
Canada Pension Plan Investment Board (CPPIB)
Canada Post Pension Plan
CBC Pension Plan
China Investment Corporation
Fonds de solidarité FTQ
FRR (France)
Future Fund (Australia)
GIC (Singapore)
Harvard Management Company
Healthcare of Ontario Pension Plan
Irish National Pension Reserve Fund
Kuwait Investment Authority (KIA)
Massachusetts PRIM
MOSERS (Missouri State)
New Jersey Division of Investment
New Zealand Superannuation Fund
Norway Government Pension Fund
NPRF (Ireland)
NY State Common Retirement Fund
NYS Teachers' Retirement System
Ohio PERS
Ontario Municipal Employees' Retirement System
Ontario Teachers' Pension Plan
OPTrust
Oregon PERS